




Drivers! Protect pedestrians at crosswalks.




RULE 1 Come to a complete stop at the stop line.

RULE 2 Wait until pedestrians have crossed at least one lane beyond yours before proceeding.



RULE 3 Be alert for children using crosswalks. They often dart out into traffic.


RULE 4 Never pass stopped or slowing vehicles at crosswalks. Exercise care on multi-lane streets.



*Published by the Florida Department of Transportation.
www.dot.state.fl.us/safety/*

*Prepared by the Center for Education and
Research in Safety
www.cers-safety.com*

Crosswalk Safety



Courtesy helps create an environment in which crashes are less likely. Thank drivers who yield at crosswalks.

On an average day, five pedestrians are seriously injured in Florida. In an average week, about ten pedestrians are killed. The majority of these are struck while crossing the street or road.

Drivers must yield to pedestrians.
It's the law!!!

Pedestrians! Make crosswalks work for you.



RULE 1 Stop. Look left-right-left. Wait for the WALK signal.

RULE 2 When the WALK signal comes on place *only one foot* into the crosswalk. *Extend arm to alert drivers.* Wait for cars to stop.



RULE 3 Cross and keep looking for moving cars. Watch for turning vehicles.

RULE 4 Look before stepping past stopped vehicles.



Crosswalks and traffic lights don't stop cars! The WALK signal does not mean it is safe to cross. It only means it is your turn to cross.

RULE 5 Watch for cars that don't stop. Not all drivers obey traffic signals.



RULE 6 Watch for turning vehicles. Keep watching as you cross. Thank drivers with a wave and a smile.

