









Clearwater Building Permit and Inspection Utilization Report

Fiscal Year 2022-2023

Direct and Indirect Costs

	Personnel Services	\$2,077,463
	Operating Expenditures and Expenses	\$1,503,347

Permit and Inspection Utilization

	Building Permit Applications Submitted	11,396
	Building Permits Issued or Approved	11,161
	Building Inspections and Reinspections Requested	13,869
	Building Inspections and Reinspections Conducted	12,201
	Building Inspections Conducted by a Private Provider	369
	Audits of Private Provider Inspections Conducted	0
	Personnel Dedicated to Enforcement of the Florida Building Code	28.55 FTE
	Other Activities: Plan Reviews	14,056

\$ Revenue

Revenue Derived from Fees

\$3,961,885

Revenue Derived from Fines

\$0

Investment Earnings

\$0

Balances Carried Forward

\$381,074

Balances Refunded

\$0

\$ Revenue From Other Sources

Expired Permit Fee

\$273,200

Building Code Administrators and Inspectors Board Fee

\$4,637

Florida Building Commission Fee

\$6,265