









Clearwater Building Permit and Inspection Utilization Report Fiscal Year 2023-2024

Direct and Indirect Costs

	Personnel Services	\$2,469,455
	Operating Expenditures and Expenses	\$1,847,500

Permit and Inspection Utilization

	Building Permit Applications Submitted	11,856
	Building Permits Issued or Approved	11,609
	Building Inspections and Reinspections Requested	15,862
	Building Inspections and Reinspections Conducted	13,758
	Building Inspections Conducted by a Private Provider	889
	Audits of Private Provider Inspections Conducted	0
	Personnel Dedicated to Enforcement of the Florida Building Code	29.6 FTE
	Other Activities: Plan Reviews	14,729

\$ Revenue

Revenue Derived from Fees

\$3,624,380

Revenue Derived from Fines

\$0

Investment Earnings

\$0

Balances Carried Forward

\$-692,575

Balances Refunded

\$0

\$ Revenue From Other Sources

Expired Permit Fee

\$247,200

Building Code Administrators and Inspectors Board Fee

\$41,853.96

Florida Building Commission Fee

\$55,488.04