









Clearwater Building Permit and Inspection Utilization Report

Fiscal Year 2021-2022

Direct and Indirect Costs

	Personnel Services	\$2,054,445
	Operating Expenditures and Expenses	\$1,703,753

Permit and Inspection Utilization

	Building Permit Applications Submitted	12,169
	Building Permits Issued or Approved	11,821
	Building Inspections and Reinspections Requested	26,253
	Building Inspections and Reinspections Conducted	24,640
	Building Inspections Conducted by a Private Provider	172
	Audits of Private Provider Inspections Conducted	0
	Personnel Dedicated to Enforcement of the Florida Building Code	28.2 FTE
	Other Activities: Plan Reviews	17,701

\$ Revenue

Revenue Derived from Fees

\$4,652,829

Revenue Derived from Fines

\$0

Investment Earnings

\$0

Balances Carried Forward

\$929,617

Balances Refunded

\$0

\$ Revenue From Other Sources

Expired Permit Fee

\$295,000

Building Code Administrators and Inspectors Board Fee

\$5,198

Florida Building Commission Fee

\$7,052