









Clearwater Building Permit and Inspection Utilization Report

Fiscal Year 2020-2021

Direct and Indirect Costs

	Personnel Services	\$1,981,076
	Operating Expenditures and Expenses	\$1,252,178

Permit and Inspection Utilization

	Building Permit Applications Submitted	12,072
	Building Permits Issued or Approved	11,464
	Building Inspections and Reinspections Requested	33,175
	Building Inspections and Reinspections Conducted	31,788
	Building Inspections Conducted by a Private Provider	74
	Audits of Private Provider Inspections Conducted	0
	Personnel Dedicated to Enforcement of the Florida Building Code	26 FTE
	Other Activities: Plan Reviews	16,364

\$ Revenue

Revenue Derived from Fees

\$3,045,728

Revenue Derived from Fines

\$0

Investment Earnings

\$0

Balances Carried Forward

\$663,465

Balances Refunded

\$0

\$ Revenue From Other Sources

Expired Permit Fee

\$35,200

Building Code Administrators and Inspectors Board Fee

\$4,394

Florida Building Commission Fee

\$5,803