









Clearwater Building Permit and Inspection Utilization Report

Fiscal Year 2019 -20

Direct and Indirect Costs

	Personnel Services	\$2,071,186
	Operating Expenditures and Expenses	\$850,938

Permit and Inspection Utilization

	Building Permit Applications Submitted	10,989
	Building Permits Issued or Approved	10,294
	Building Inspections and Reinspections Requested	38,027
	Building Inspections and Reinspections Conducted	35,081
	Building Inspections Conducted by a Private Provider	not tracked
	Audits of Private Provider Inspections Conducted	0
	Personnel Dedicated to Enforcement of the Florida Building Code	27.5 FTE
	Other Activities: Plan Reviews	13,024

\$ Revenue

Revenue Derived from Fees

\$3,045,728

Revenue Derived from Fines

\$0

Investment Earnings

\$0

Balances Carried Forward

\$123,603

Balances Refunded

\$0

\$ Revenue From Other Sources

Expired Permit Fee

\$92,000

Building Code Administrators and Inspectors Board Fee

\$3,863

Florida Building Commission Fee

\$5,030